
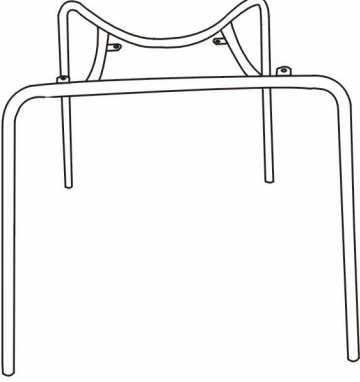
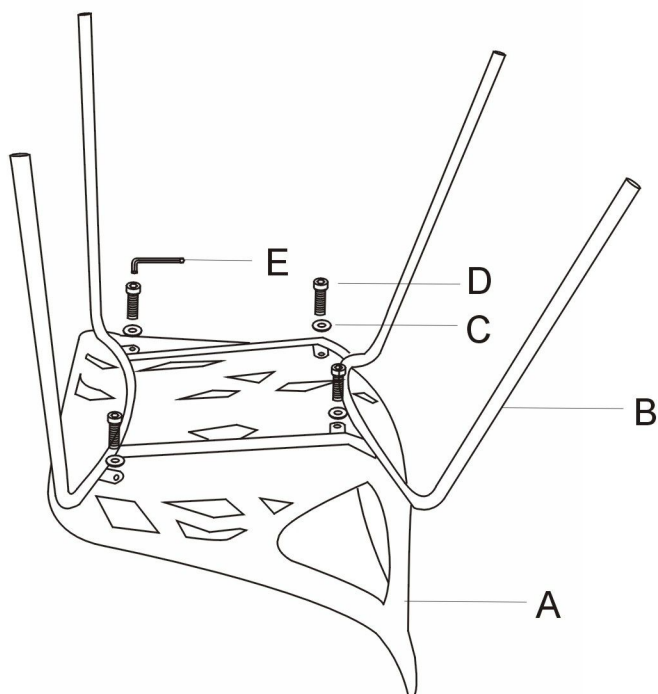


NO.	HARDWARE LIST	QTY
C	 SPACER	4
D	 M6*15SCREW	4
E	 5# ALLEN KEY	1

NO.	PART LIST	QTY
A	 <p data-bbox="411 1370 539 1415">SEAT</p>	1
B	 <p data-bbox="402 2011 577 2056">FRAME</p>	1

## STEP 1



**FIX SEAT (A) TO THE FRAME (B) WITH M6\*15 SCREWS (D) BY USING 5# ALLEN KEY (E).**

## STEP 2



**COMPLETE ASSEMBLY.**