

ASSEMBLY INSTRUCTION

MODEL : HM 335

DESCRIPTION : 2 DOOR WARDROBE

| | | | | | | |
|-----------------|----------|------|----------|------------------|------------------|--|
| | | | | | | |
| SOFT, DRY CLOTH | CHEMICAL | HEAT | KEEP DRY | HANDLE WITH CARE | DO NOT USE KNIFE | |

| HARDWARE | | PART LIST | |
|----------|--------------------------|-----------|--|
| A | WOOD DONUT 8 X 25 | 20 | |
| B | MINIFIX B264-6546 | 16 SETS | |
| B1 | B2 | | |
| C | QUICKFIT CAP | 16 | |
| D | 1.6MM CD SCREW M3.0X10MM | 48 | |
| E | 3.8MM CD SCREW M3.0X10MM | 20 | |
| F | 50MM CB SCREW M3.0X10MM | 4 | |
| G | NAIL 50 | 50 | |
| H | HINGES 50 | 6 SETS | |
| I | ALLEN KEY | 1 | |
| J | DRAWER SLIDE 18" | 2 SETS | |
| J1 | J2 | | |
| K | CHROME PIPE 780 (MM) | 1 | |

STEP 1

STEP 2

STEP 3

STEP 4

STEP 5

STEP 6

STEP 7

STEP 8

STEP 9

STEP 10

STEP 11

STEP 12

ASSEMBLY INSTRUCTION

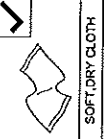
DESCRIPTION : 2 DOOR WARDROBE

MODEL : HM 335

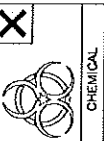
COMPLETED



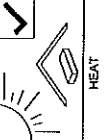
STEP 13



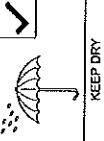
SOFT, DRY CLOTH



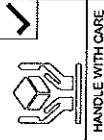
CHEMICAL



HEAT



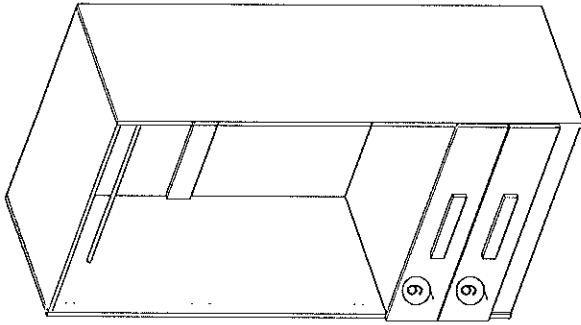
KEEP DRY



HANDLE WITH CARE



DO NOT USE KNIFE



STEP 14

