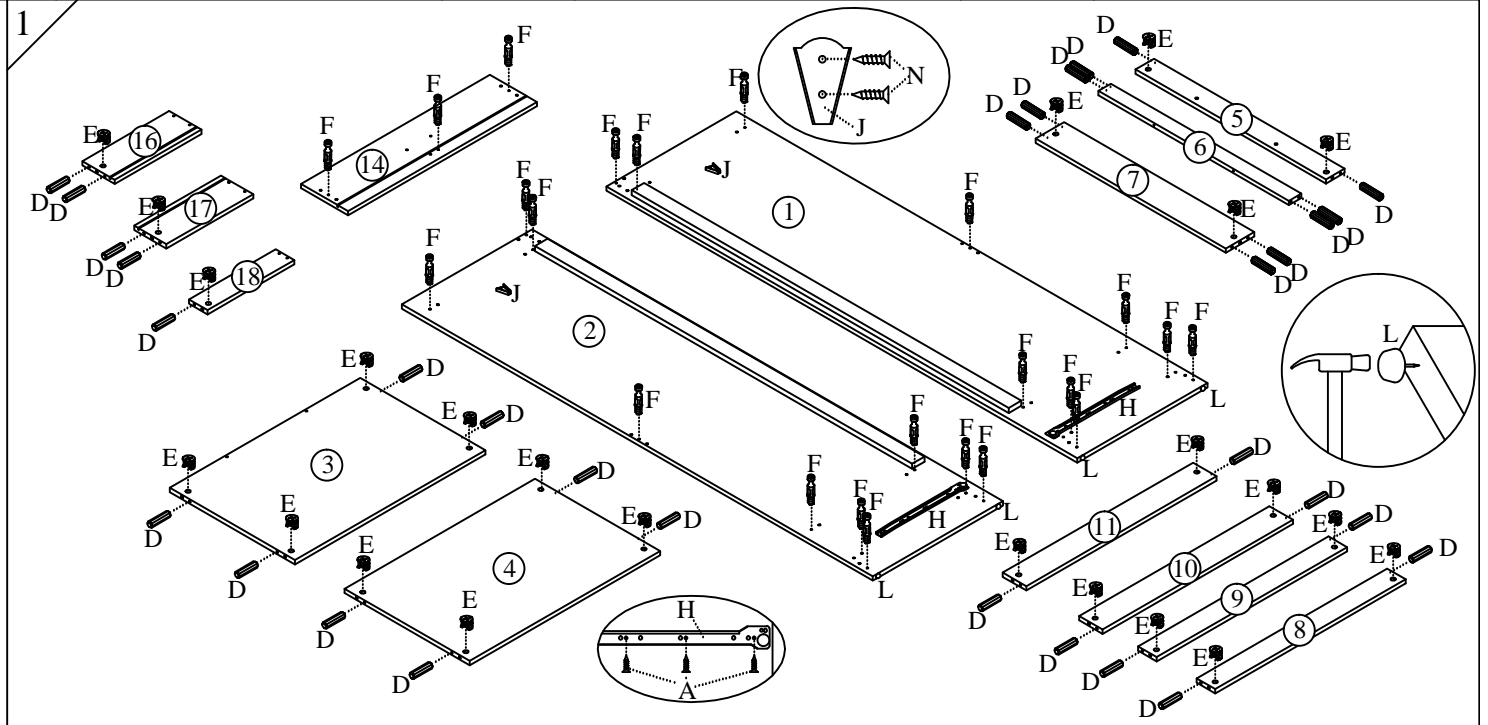
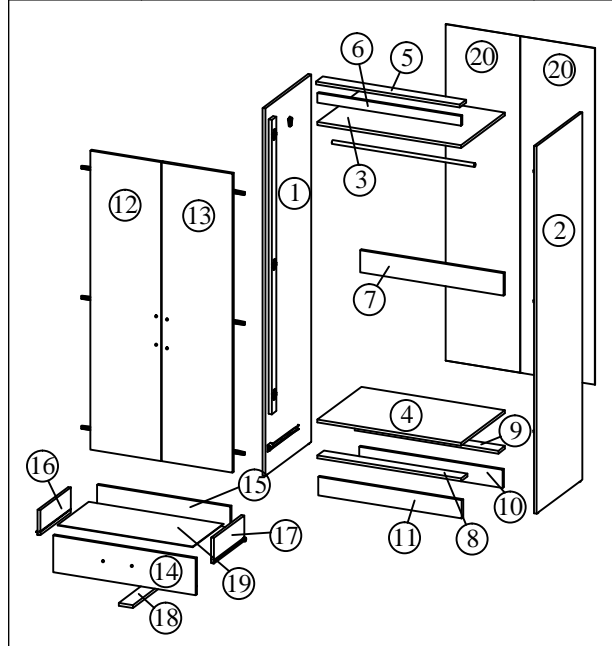
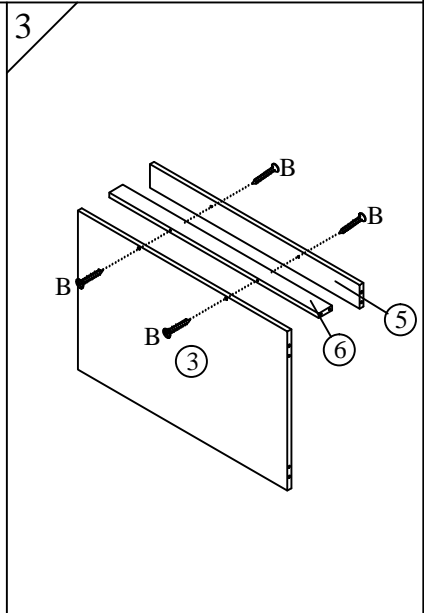
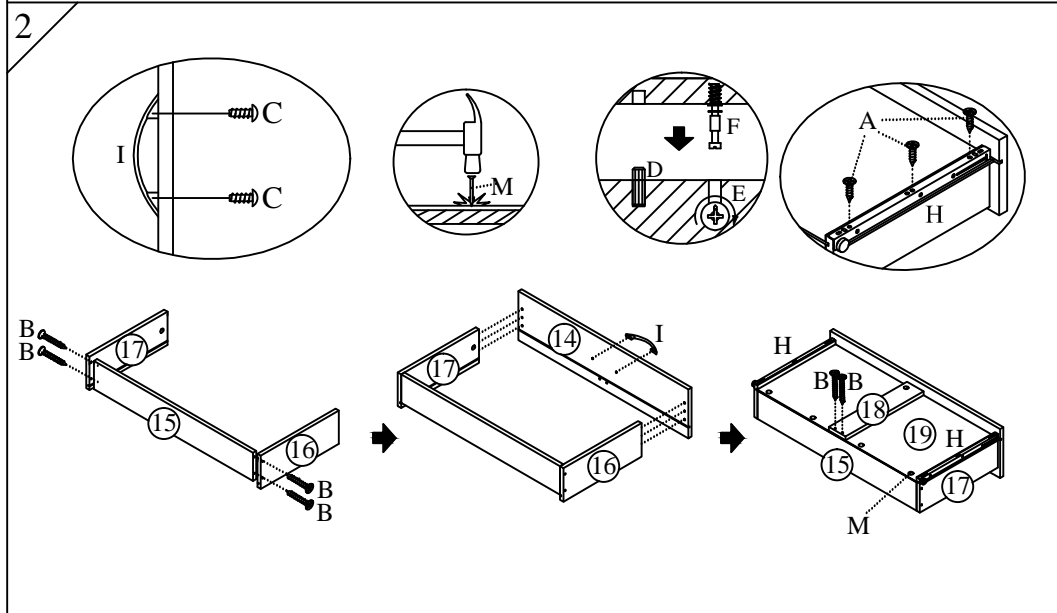


Model	DN WAR 200112-HM	Issue Date	02 - 04 - 2018	Draw By	YN NG	Approved By / Date	
Form No	P13-RD-05-Rev01	Revision	HM 1.0	Checked By	YN NG	Sheet	01 / 02
Description	Assembly Instructions						



A	CSK SCREW M3.5 x 12 mm	12
B	CSK SCREW M4 x 38 mm	10
C	T/MS SCREW M4 x 20 mm	6
D	WOOD DOWEL M6 x 25 mm	31
E	CAM NUT 15 mm	23
F	CAM BOLT	23
G	HINGES 95 A	6
H	METAL RUNNER 14"	1
I	HANDLE 124 - 128 METAL	3
J	V - BRACKET	2
K	PIPE 760 mm	1
L	PVC NAIL 5/8"	4
M	NAIL	50
N	CSK SCREW M3.5 x 16 mm	28



Model	DN WAR 200112-HM	Issue Date	02 - 04 - 2018	Draw By	YN NG	Approved By / Date	
Form No	P13-RD-05-Rev01	Revision	HM 1.0	Checked By	YN NG	Sheet	02 / 02
Description	Assembly Instructions						

