

PLEASE FOLLOW THOSE NUMBERS AS STATED BELOW FOR EASY ASSEMBLE.

EXAMPLE : STEP ASM. HARDWARE PART

1








A

12

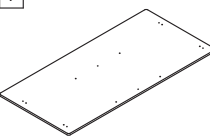
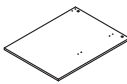
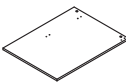
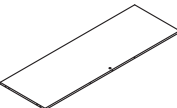
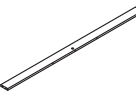
MODEL SIZE : H740 x W1200 x D710

MODEL : HM2285

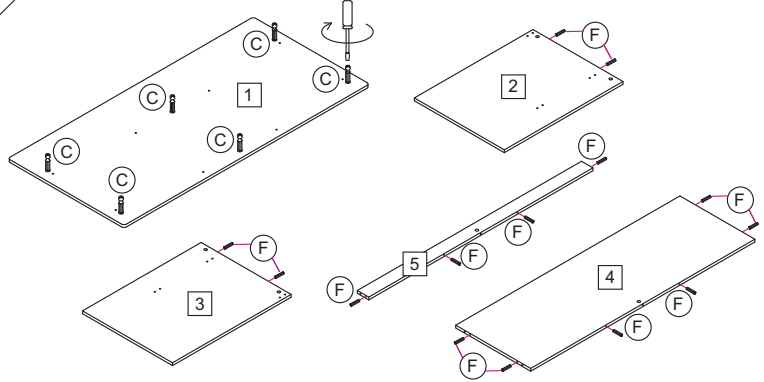
HARDWARE

<p>(A)  JCBC 40mm x6</p>	<p>(B)  x1</p>	<p>(C)  x6</p>	<p>(D)  x6</p>
<p>(E)  16mm x4</p>	<p>(F)  x14</p>	<p>(G)  x4</p>	

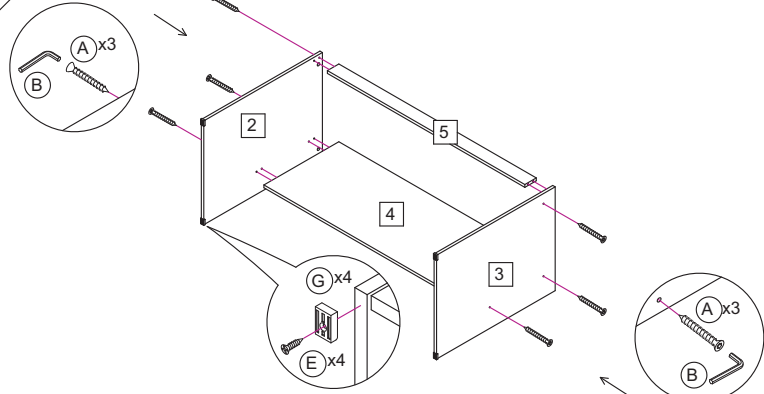
PART

<p>1  x1</p>	<p>2  x1</p>	<p>3  x1</p>	<p>4  x1</p>	<p>5  x1</p>
--	---	---	---	---

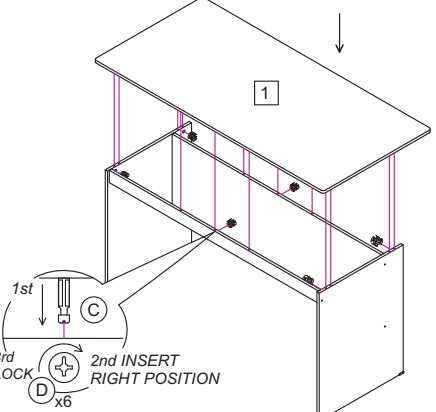
1



2



3



4

Complete

