

PLEASE FOLLOW  
THOSE NUMBERS AS  
STATED BELOW FOR  
EASY ASSEMBLE.

EXAMPLE : STEP ASM. HARDWARE PART







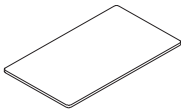
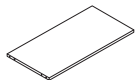
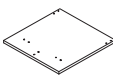
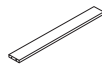

1

A

12

MODEL SIZE : H415 x W800 x D460

MODEL : HM2286

| HARDWARE | A   | B   | C   | D   | E   | F   | PART | 1   | 2   | 3   | 4   | 5   |
|----------|---|---|---|---|---|---|------|---|---|---|---|---|
|          |   |   |   |   |   |   |      |   |   |   |   |   |
|          |  |  |  |  |  |  |      |  |  |  |  |  |
|          | JCBC<br>40mm<br>x8  |   | 16mm<br>x28   | 25mm<br>x16   |   |   |      | x1  |   | x1  | x2  | x1  |
|          |   | x1  |   |   | x6  | x4  |      |   | x2  |   |   | x1  |

